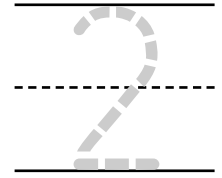


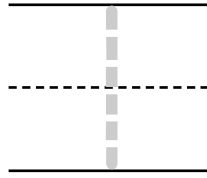

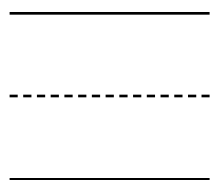

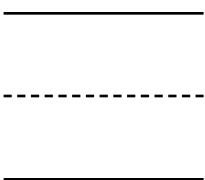
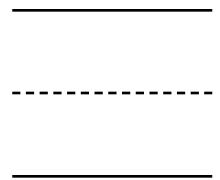
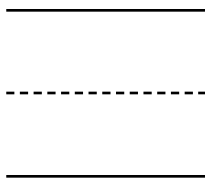
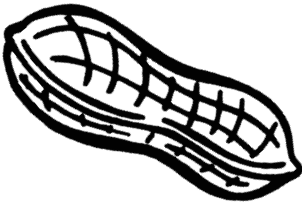
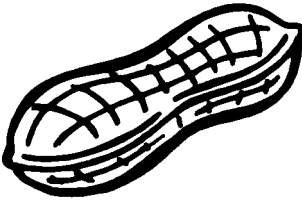


Name _____

INSTRUCTIONS: Ask the student to trace the numbers in the first two examples, then ask the student to count the objects in each block and write 1 or 2 to tell how many.




PRESCHOOL • ZOO ANIMALS • FUNDAMENTALS • 001



SKILL: IDENTIFY AND WRITE 1 AND 2


Name _____

INSTRUCTIONS: Ask the student to color the top hippo red. Color the middle hippo yellow. Color the bottom hippo green.










Name _____

INSTRUCTIONS: Ask the student to start at the left and draw a line from the baby zoo animals to their mothers. Then ask the student to color all the pictures on the left.



Name _____

INSTRUCTIONS: Ask the student to draw a line to the matching shape.







Name _____

INSTRUCTIONS: Ask the student to draw a line from the left column to the right column matching the animals' heads.



Name _____

INSTRUCTIONS: Ask the student to color the square red. Color the circle orange. Color the triangle blue. Color the diamond purple. Color the rectangle green. Color the moon yellow.









Name _____

INSTRUCTIONS: Ask the student to find and circle 4 elephants hidden in this picture.












Name _____

INSTRUCTIONS: Ask the student to color the animal group that has more.




Name _____

INSTRUCTIONS: Ask the student to put an X on the one that doesn't belong.










Name _____

INSTRUCTIONS: Ask the student to help the baby elephant find its mother.




Name _____

INSTRUCTIONS: Ask the student to color 2 of the tigers. Then have the student color 3 of the dolphins.




Name _____


INSTRUCTIONS: Ask the student to count the animals in each block, then circle the correct number to tell how many.




1 2 3



1 2 3



1 2 3



1 2 3





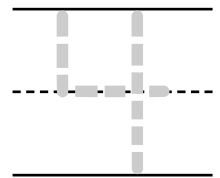


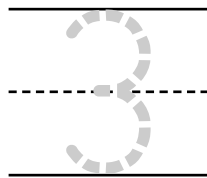
1 2 3




1 2 3


Name _____

INSTRUCTIONS: Ask the student to trace the numbers in the first two examples, then ask the student to count the objects in each block and write 3 or 4 to tell how many.











Name _____


INSTRUCTIONS: Ask the student to count the animals in each section, then put an X through the correct number to show how many.




1	2	3	4
---	---	---	--------------




1	2	3	4
---	---	---	---




1	2	3	4
---	---	---	---



1	2	3	4
---	---	---	---









1	2	3	4
---	---	---	---



1	2	3	4
---	---	---	---


Name _____

INSTRUCTIONS: Ask the student to start at the left and trace over the dotted lines from the zoo animals to their food. Then ask the student to color all the pictures on the right.





Name _____

INSTRUCTIONS: Ask the student to circle the baby sea lion that is under the water. Then have the student color the sea lion on the right green and color the sea lion on the left blue.













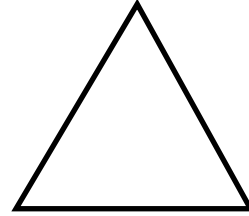

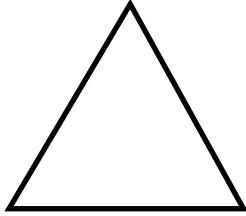



Name _____

INSTRUCTIONS: Ask the student to color the two pictures that are the same in each row.








Name _____

INSTRUCTIONS: Ask the student to color the pictures that are the same in each row.



Name _____

INSTRUCTIONS: Ask the student to draw a circle around the smaller zoo animal in each section. Then color the larger one.



Name _____

INSTRUCTIONS: Ask the student to put an X on the bigger zoo animal in each section.
Then color the smaller one.

