
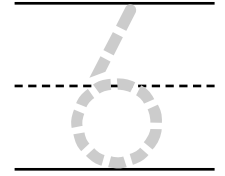
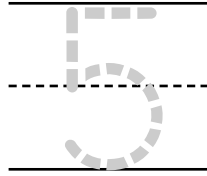


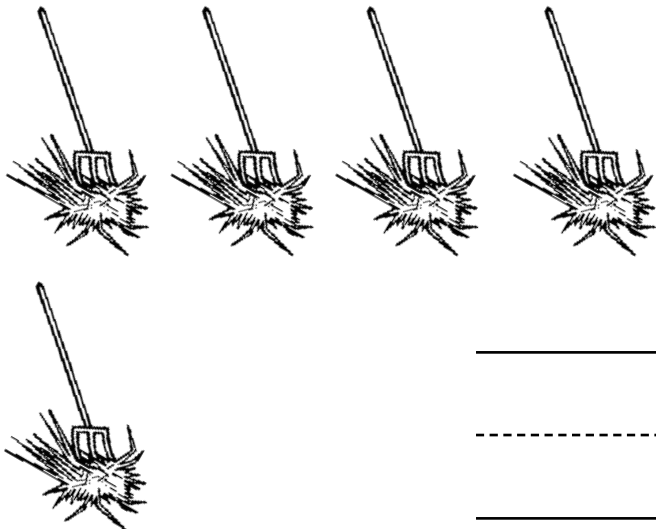



Name _____

INSTRUCTIONS: Ask the student to trace the numbers in the first two examples, then ask the student to count the animals or objects in each block and write 5 or 6 to tell how many.









Name _____

INSTRUCTIONS: Ask the student to look at the numbers at the beginning of each row and then circle the number of animals to show how many.

3



1




5



0



2




4




Name _____

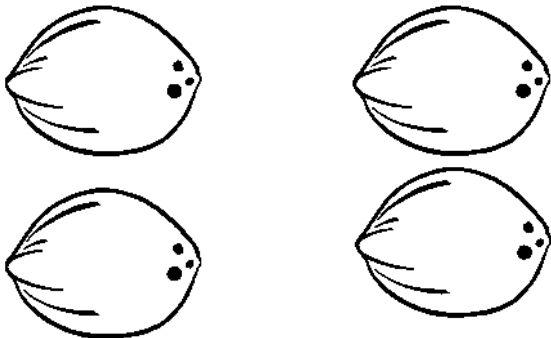
INSTRUCTIONS: Ask the student to count the animals in each section then put an X through the correct number to show how many.




3 4 5



2 3 4




3 4 5



3 4 5




3 4 5



2 3 4









Name _____

INSTRUCTIONS: Ask the student to add 6 round spots to the cheetah's back.







Name _____

INSTRUCTIONS: Ask the student to count the animals in each section, then circle the group if it has 6 animals.







Name _____

INSTRUCTIONS: Ask the student to circle two pictures that are the same in each row.










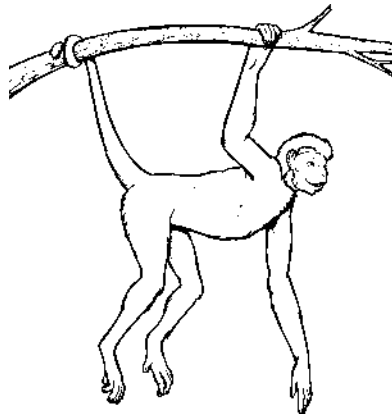



Name _____

INSTRUCTIONS: Ask the student to draw in what's missing from one of the pictures in each row.




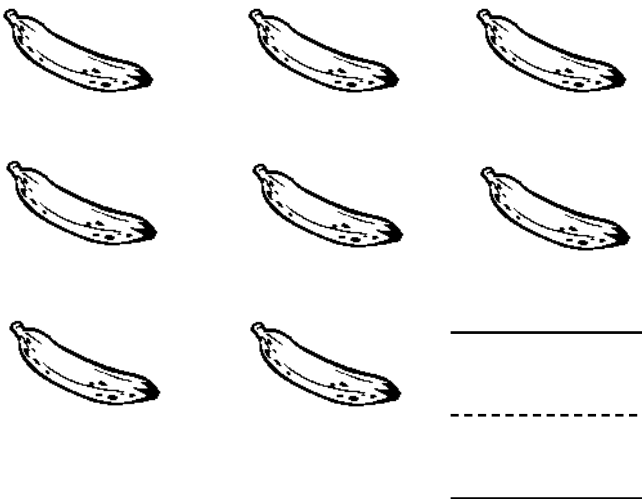

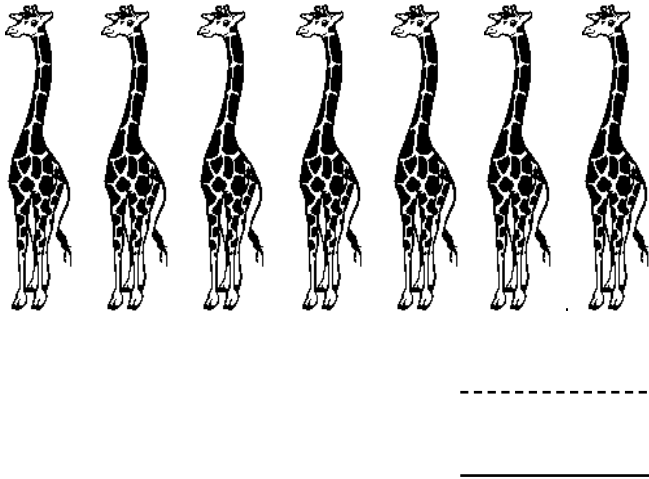
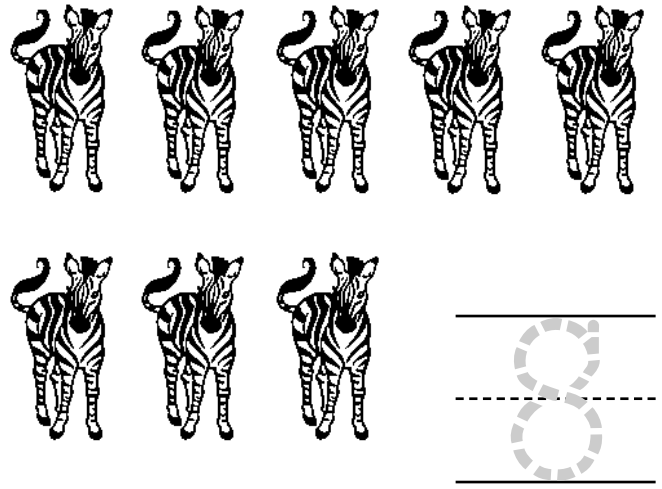
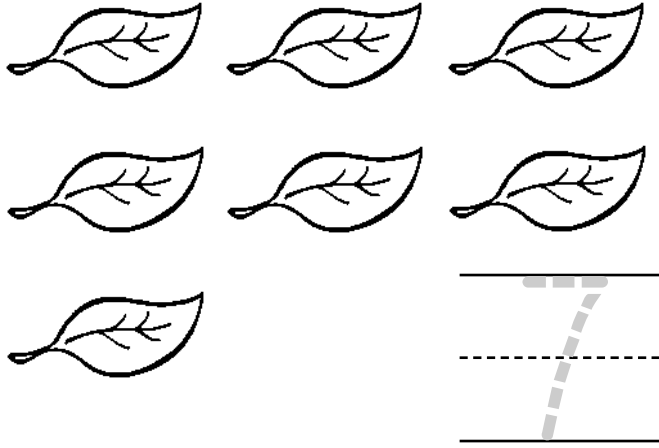
Name _____

INSTRUCTIONS: Ask the student to circle the pictures that are facing the same way.
Then ask the student to draw a line under the three pictures at the top of the page.




Name _____

INSTRUCTIONS: Ask the student to trace the numbers in the first two examples, then ask the student to count the objects found at the zoo in each block and write 7 or 8 to tell how many.




Name _____


INSTRUCTIONS: Ask the student to count the animals in each section then put an X through the correct number to show how many.




6 7 ~~8~~




5 6 7



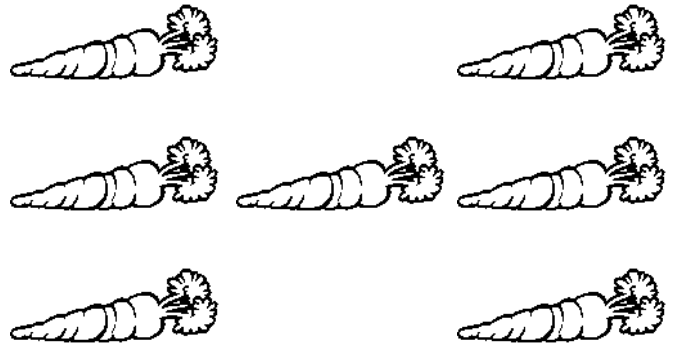
5 6 7



6 7 8




6 7 8



5 6 7

Name _____


INSTRUCTIONS: Ask the student to color the picture, then write the name of the zoo animal.



Ape

Name _____


INSTRUCTIONS: Ask the student to color the picture, then write the name of the zoo animal.



Bear

Name _____


INSTRUCTIONS: Ask the student to color the picture, then write the name of the zoo animal.



Camel

Name _____

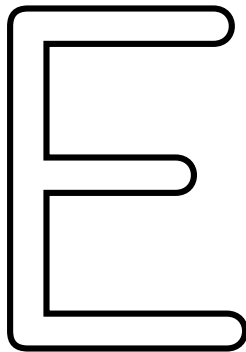

INSTRUCTIONS: Ask the student to color the picture, then write the name of the zoo animal.



Dolphin

Name _____

INSTRUCTIONS: Ask the student to color the picture, then write the name of the zoo animal.



Elephant

Name _____



INSTRUCTIONS: Ask the student to color the picture, then write the name of the zoo animal.



Flamingo

Name _____

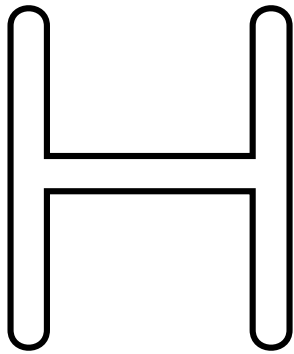

INSTRUCTIONS: Ask the student to color the picture, then write the name of the zoo animal.



Giraffe

Name _____

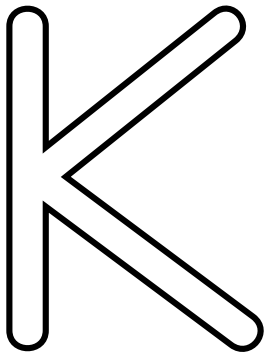
INSTRUCTIONS: Ask the student to color the picture, then write the name of the zoo animal.



Hippopotamus

Name _____


INSTRUCTIONS: Ask the student to color the picture, then write the name of the zoo animal.



Kangaroo

Name _____

INSTRUCTIONS: Ask the student to color the picture, then write the name of the zoo animal.



Lion
