

Back to School Worksheets

Name _____ Date _____



PREK/K • 001




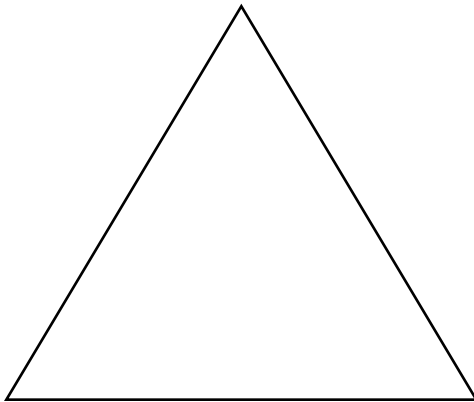
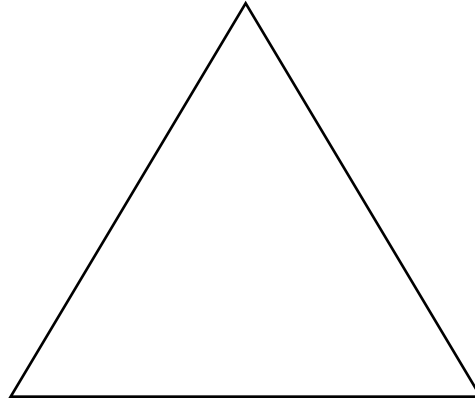

BACK TO SCHOOL • GETTING READY

Instructions: Each child is missing something he or she needs to get ready for school. Have students draw a line that connects the child with the missing item. Have students color the illustrations when they are done.

Back to School Worksheets

Name _____


Date _____



Instructions: Have students draw things they have tried and liked in the circles. Have them draw things they have tried and did *not* like in the squares. Finally, have them draw things they would like to try in the triangles. Allow students time to compare their likes, dislikes, and things they would like to try with classmates.

Back to School Worksheets

Name _____ Date _____



PREK/K • 003

BACK TO SCHOOL • SUMMER MEMORY

Instructions: Have students draw a picture of their favorite summertime memory. Then have them cut out and glue their picture onto a piece of colored paper. Bind the papers in a class book titled "Our Summer."

Back to School Worksheets

Name _____ Date _____



GRADE ONE • 001


My Phone Number:

BACK TO SCHOOL • MY PHONE NUMBER

Instructions: Have students write their phone number in the box. Then have them practice writing their number on the lines. When they are done, see if they can remember their number without looking at the worksheet.

Back to School Worksheets

Name _____ Date _____



GRADE ONE • 002

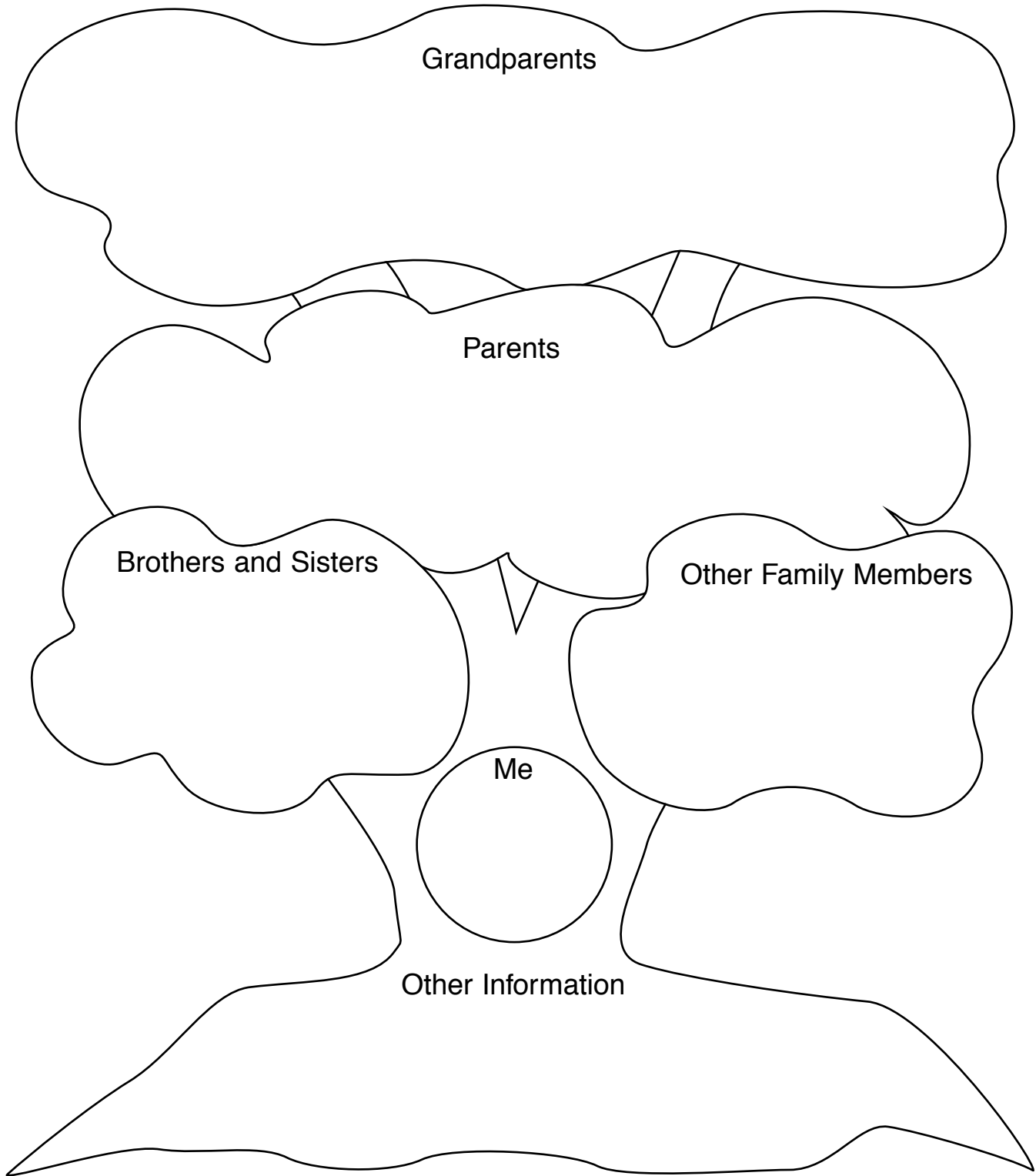
My Street Address:

BACK TO SCHOOL • MY STREET ADDRESS

Instructions: Have students draw a picture of their home next to the mailbox. Have them find out their street address, and write it in the box. Then have them practice writing their address on the lines. When they are done, see if they can remember their address without looking at the worksheet.

Back to School Worksheets

Name _____ Date _____



GRADE ONE • 003

BACK TO SCHOOL • MY FAMILY TREE

Instructions: Have students fill in and color their family tree. Allow them to share their completed tree with their classmates.

Back to School Worksheets

Name _____ Date _____

Instructions: Circle the name of items you might find in your backpack.

- | | | | | |
|--------|----------|------|--------|-------|
| BINDER | CRAYONS | GLUE | PAPER | RULER |
| ERASER | SCISSORS | BOOK | PENCIL | MONEY |





Back to School Worksheets

Name _____

Date _____

Instructions: Color and cut out the pictures. Glue them onto writing paper, and use them to help you write a short story about the lion with a beginning, a middle, and an end.



Back to School Worksheets

Name _____ Date _____

Instructions: Introduce yourself to someone you don't know. Ask him or her the following questions, and write his or her answers in the spaces provided. When each of you is done asking and answering questions, use the information you gather to work with your partner to complete the What About Us? worksheet.

What is your first name?

What is your favorite color?

How old are you?

How many pets do you have?

What town do you live in?

What is your favorite subject at school?

How many people do you live with?

What is your favorite book?

Do you have any brothers or sisters?

What is your favorite sport?

What is your favorite food?

What is your favorite hobby?

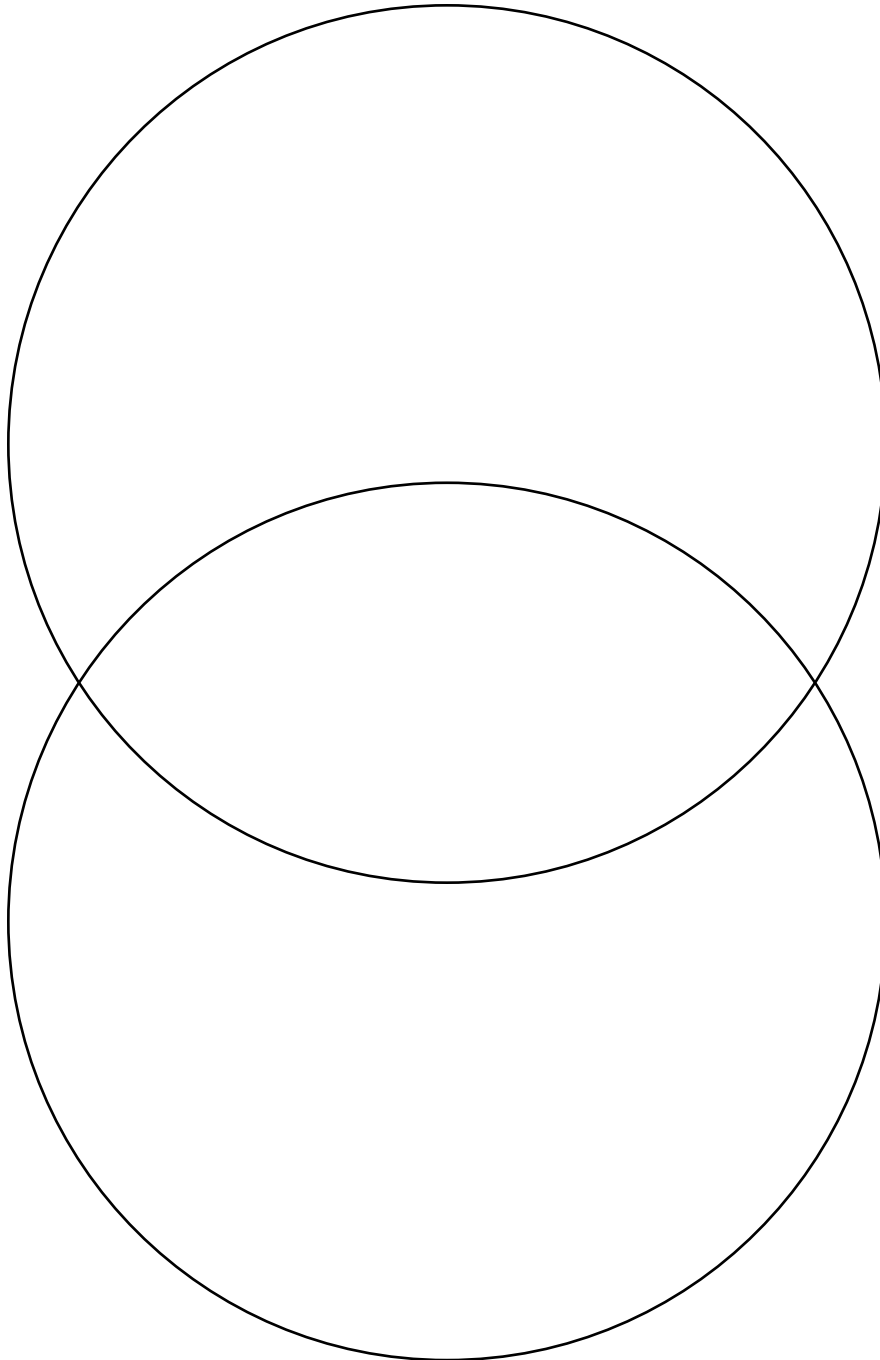
Back to School Worksheets

Name _____ Date _____

Instructions: Use the information you gathered on the What About You? worksheet to complete this diagram with your partner. Write things that are similar about both of you where the circles overlap. Write things that are different about each of you in the outer circle below your names.

Name: _____

Name: _____



Differences

Similarities

Differences