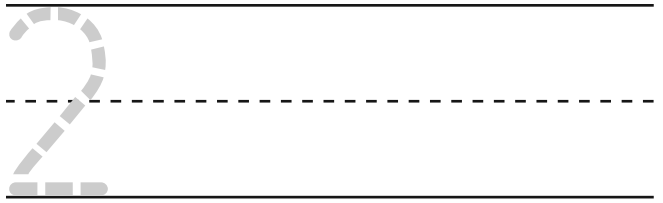
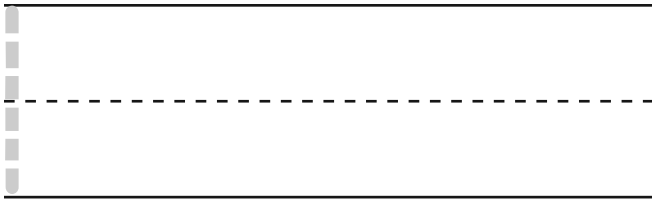
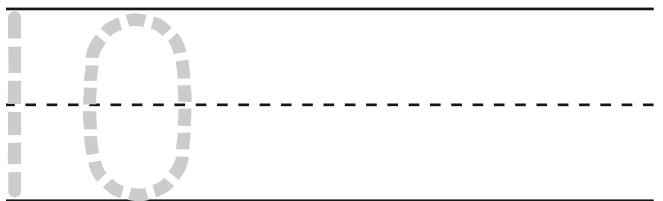
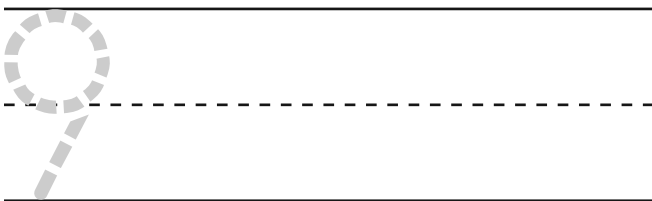
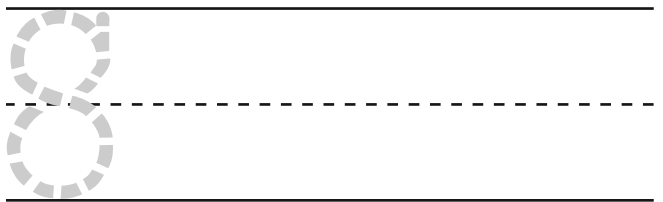
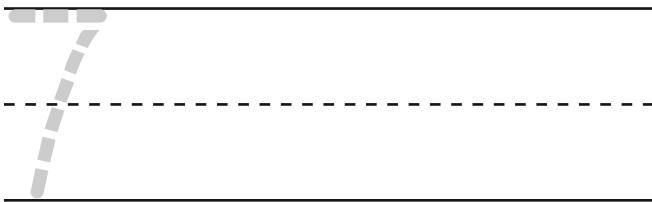
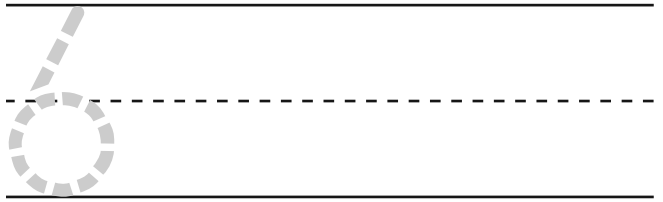
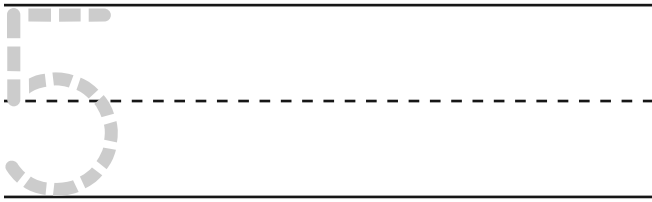
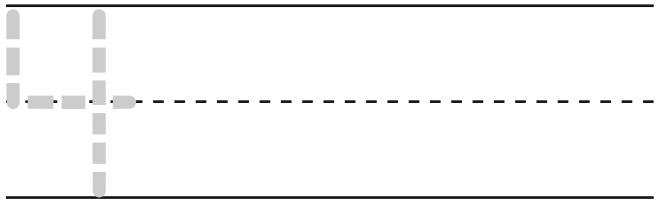
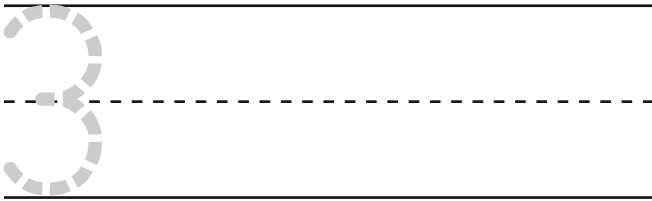


Back-to-School Worksheets

Name _____ Date _____



PREK/K • 01



BACK TO SCHOOL • NUMBER TRACE

Instructions: Identify each number with students. Have them trace each number and then practice writing it on the line.

Back-to-School Worksheets

Name _____ Date _____

The image shows a spiral-bound notebook page with four large rectangular frames arranged in a 2x2 grid. Each frame has a decorative border with small triangles at the corners. The page is otherwise blank.

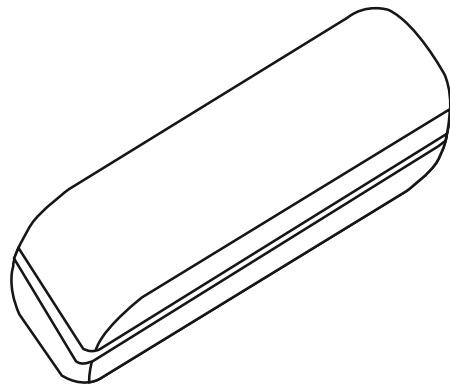

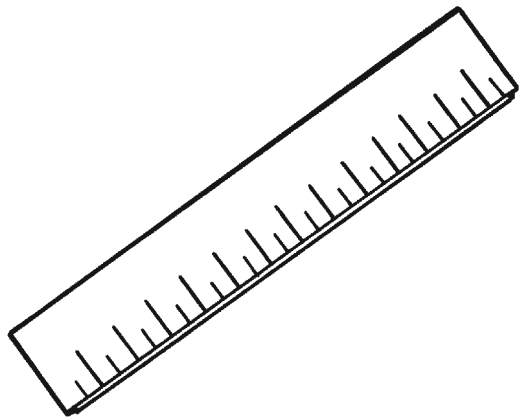
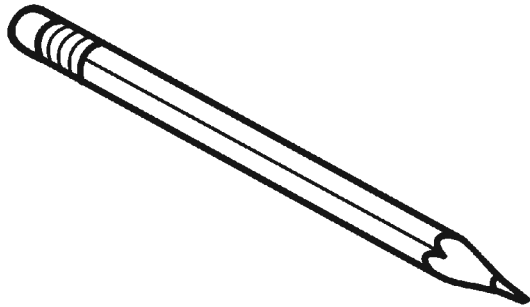
PREK/K • 02

BACK TO SCHOOL • SUMMER SCRAPBOOK

Instructions: Have students draw four pictures of their favorite summer memories. Then have them tell about each picture.

Back-to-School Worksheets

Name _____ Date _____



PREK/K • 03

BACK TO SCHOOL • SCHOOL SUPPLY SORT

Instructions: Identify each picture with students. Have them cut apart the pictures and sort them into groups. Ask students to explain how they sorted the pictures.

Back-to-School Worksheets


Name _____ Date _____



Grade


Teacher

School



My phone number

Fold




Name

Instructions: Have students fill in the information and draw a picture of themselves. Then have them cut out, fold, and paste the back sides together to create an *All About Me* card.

Back-to-School Worksheets

Name _____ Date _____



GRADE ONE • 02

My Street Address:

BACK TO SCHOOL • MY STREET ADDRESS

Instructions: Have students draw a picture of their home at the top of the page. Have them find out their street address and write it in the box. Then have them practice writing their address on the lines. When they are done, see if they can remember their address without looking at the worksheet.

Back-to-School Worksheets

Name _____ Date _____

blue

yellow

orange

green

red

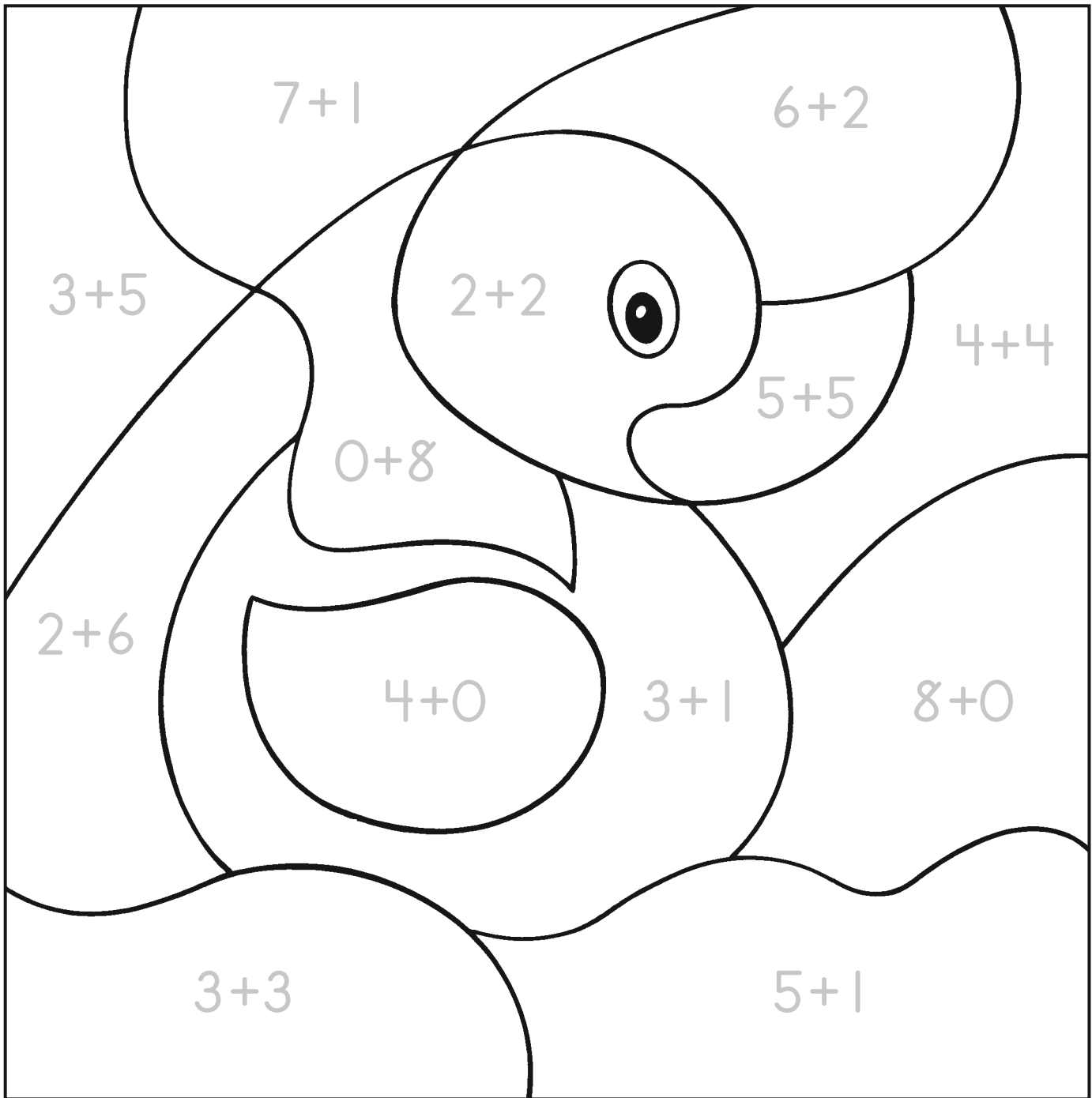
GRADE ONE • 03

BACK TO SCHOOL • COLOR WORDS

Instructions: Read each color word with students. Have them trace each word and then draw a picture in the box using that color.

Back-to-School Worksheets

Name _____ Date _____



GRADE ONE • 04

BACK TO SCHOOL • ADDITION COLOR BY NUMBER


yellow = 4 blue = 6 green = 8 orange = 10

Instructions: Have students answer each addition problem. Then have them use the sums to color the picture.

Back-to-School Worksheets

Name _____ Date _____

Instructions: Use the picture to answer each math problem below.



GRADE TWO/THREE • 01

BACK TO SCHOOL • CLASSROOM MATH

How many more girls than boys? _____

How many more pictures than books? _____

How many fewer people are standing than sitting? _____

How many pictures and blocks are there altogether? _____

Back-to-School Worksheets

Name _____ Date _____

Instructions: Introduce yourself to someone in your class. Ask him or her the following questions, and write his or her answers in the spaces provided.

What is your first name?

What is your favorite color?

How old are you?

How many pets do you have?

What town do you live in?

What is your favorite subject at school?

How many people do you live with?

What is your favorite book?

Do you have any brothers or sisters?

What is your favorite sport?

What is your favorite food?

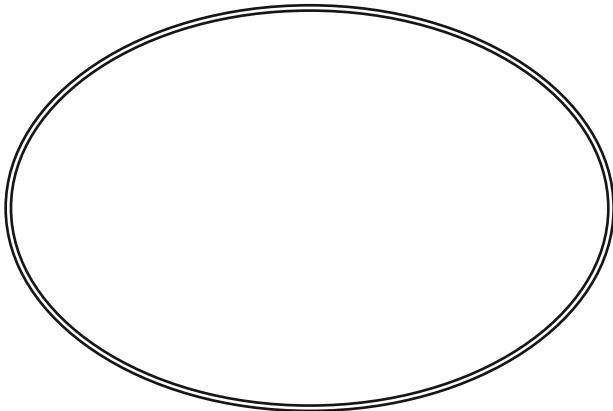
What is your favorite hobby?

Back-to-School Worksheets

Name _____ Date _____

Instructions: Fill in and draw the information on the page that tells more about you. Cut out the page and paste it onto construction paper to create a poster about you.





Meet

(name)

Favorites

song _____

book _____

game _____

animal _____

movie _____

food _____

place _____

This my family:

The best thing about me is _____
