

Awesome Autumn Worksheets

Name _____ Date _____



a	I	my
and	in	see
can	is	the


Instructions: Read the high-frequency words above aloud with students. Have them cut the cards apart to use in one or more of the following activities:

1. Combine two sets of cards to play Concentration.
2. Choose a card, read the word, write the word on the back of the card.
3. Choose a card, read the word, then use it in an oral sentence.

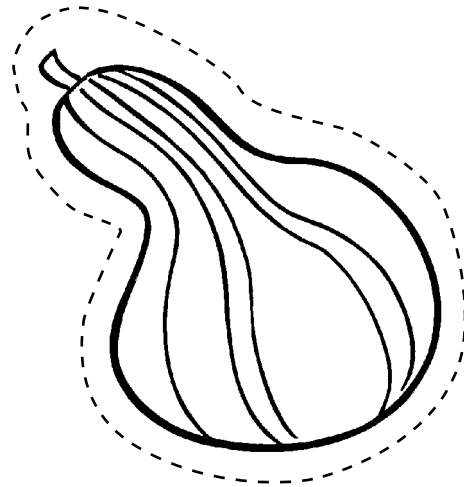
Awesome Autumn Worksheets

Name _____ Date _____


PREK/K • 002



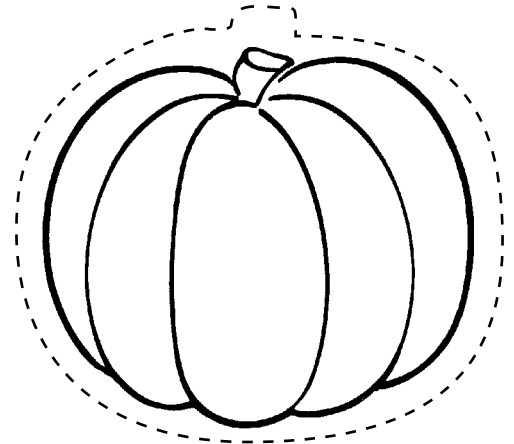
apple



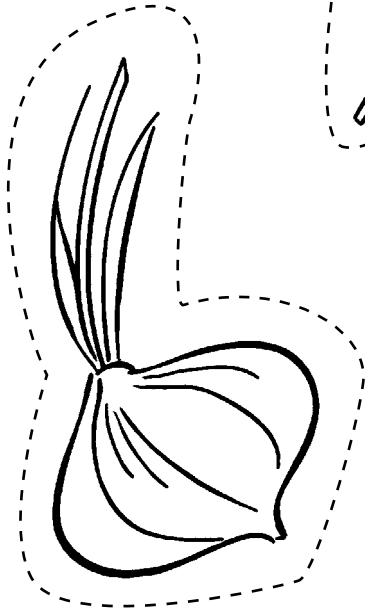
squash



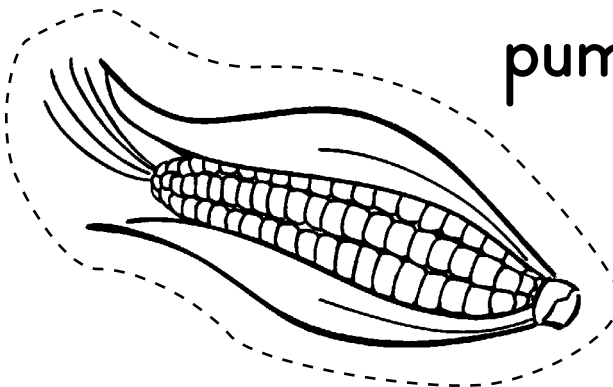
wheat



pumpkin



garlic



corn


AWESOME AUTUMN • HARVEST FOODS

Instructions: Have students name, color, and cut out the seasonal foods. Then have them paste the foods onto the Cornucopia worksheet.

Awesome Autumn Worksheets

Name _____ Date _____

PREK/K: • 003



AWESOME AUTUMN • CORNUCOPIA

Instructions: Have students fill the cornucopia with seasonal foods from the Harvest Foods worksheet. Students may also fill the cornucopia with drawings or magazine clippings of their favorite fall foods.

Awesome Autumn Worksheets

Name _____ Date _____

GRADE ONE • 001

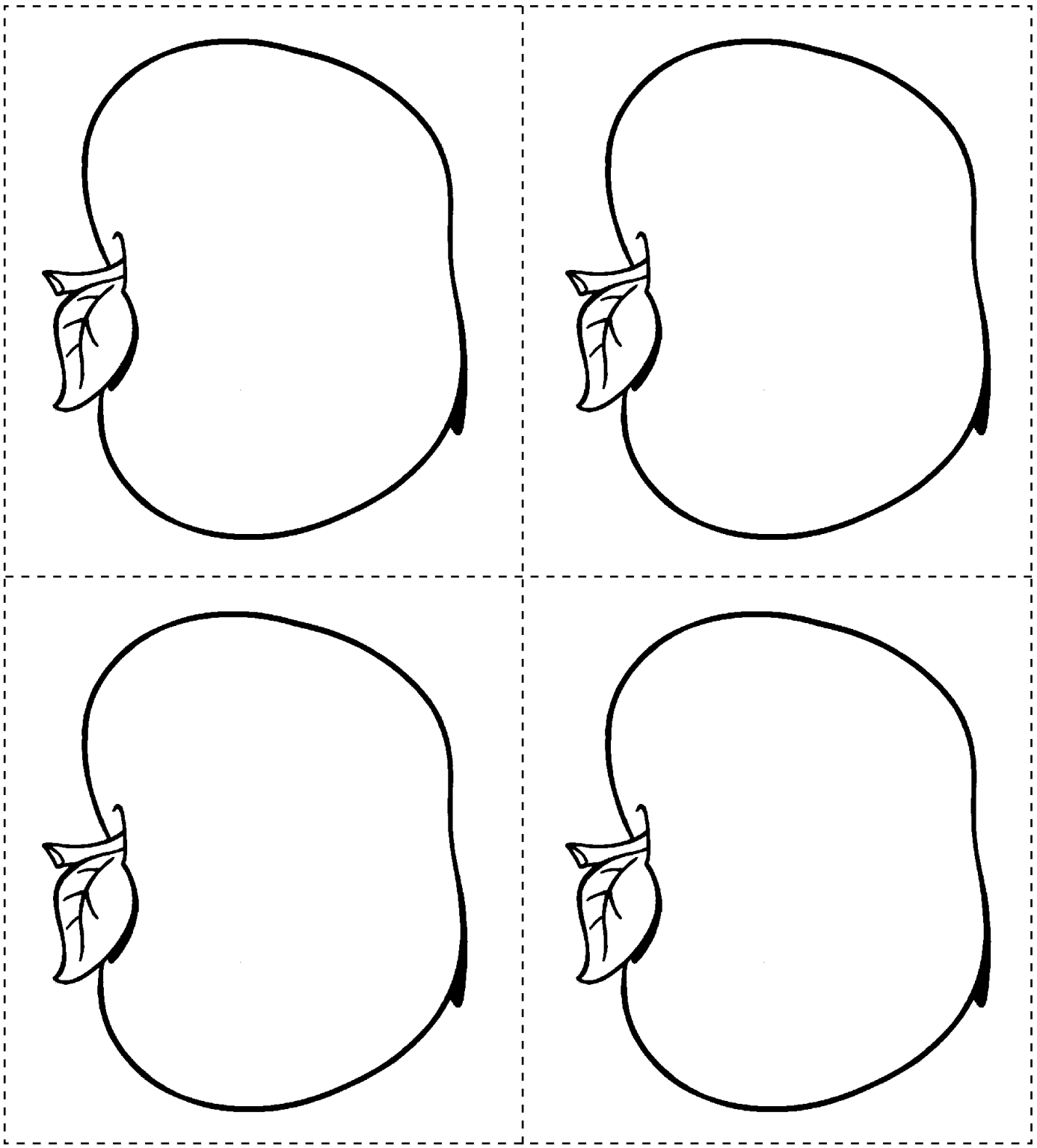


AWESOME AUTUMN • HIDDEN "A"s

Instructions: Have students color all of the hidden "A"s in the drawing orange. Have them color all of the animals and objects that start with "A" using another color.

Awesome Autumn Worksheets

Name _____ Date _____



GRADE ONE • 002

AWESOME AUTUMN • AWESOME APPLE AWARD

Instructions: Say “Thank You,” “Good Job,” or “Congratulations” by awarding an outstanding student, family member, or friend with an Awesome Apple Award.

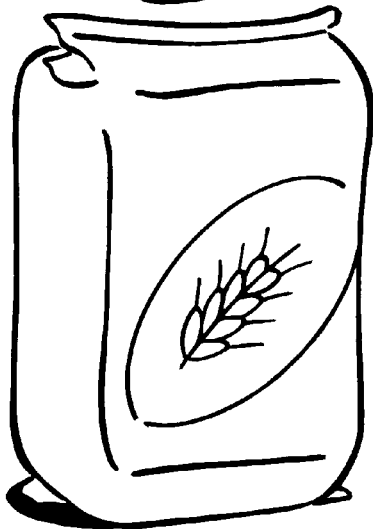


Awesome Autumn Worksheets

Name _____ Date _____

GRADE ONE • 003

Supplies

- Mixing bowl
- Measuring cup
- Mixing spoon
- Flour
- Food coloring
- Salt
- Vegetable oil



Play Dough Recipe

- 2 cups flour
- 1 cup water with food coloring
- 1/4 cup salt
- 1 - 1/2 tbsp. vegetable oil

AWESOME AUTUMN • COOL WEATHER FUN

Instructions: Have groups of students add and mix the ingredients together in a large plastic or wooden bowl. Knead the dough for a few minutes. Have fun! (Store leftover dough in a plastic bag or airtight container and keep in the refrigerator.)

Awesome Autumn Worksheets

Name _____ Date _____

Instructions: Read the paragraph below. Write a short summary about the harvest moon in the space provided.

The full moon nearest the fall equinox is called the harvest moon. During this period of time, the length of a day and a night are approximately the same all around the world. The harvest moon marks the first day of autumn. In 2005, the harvest moon will rise on September 22. It will rise just about the same time as the sun sets. As a result, the sun's light will be replaced by the moon's light at the same time every evening for several evenings in a row. This unique phenomenon, or occurrence, gives farmers extra hours of light with which to harvest their crops before the first frost arrives.

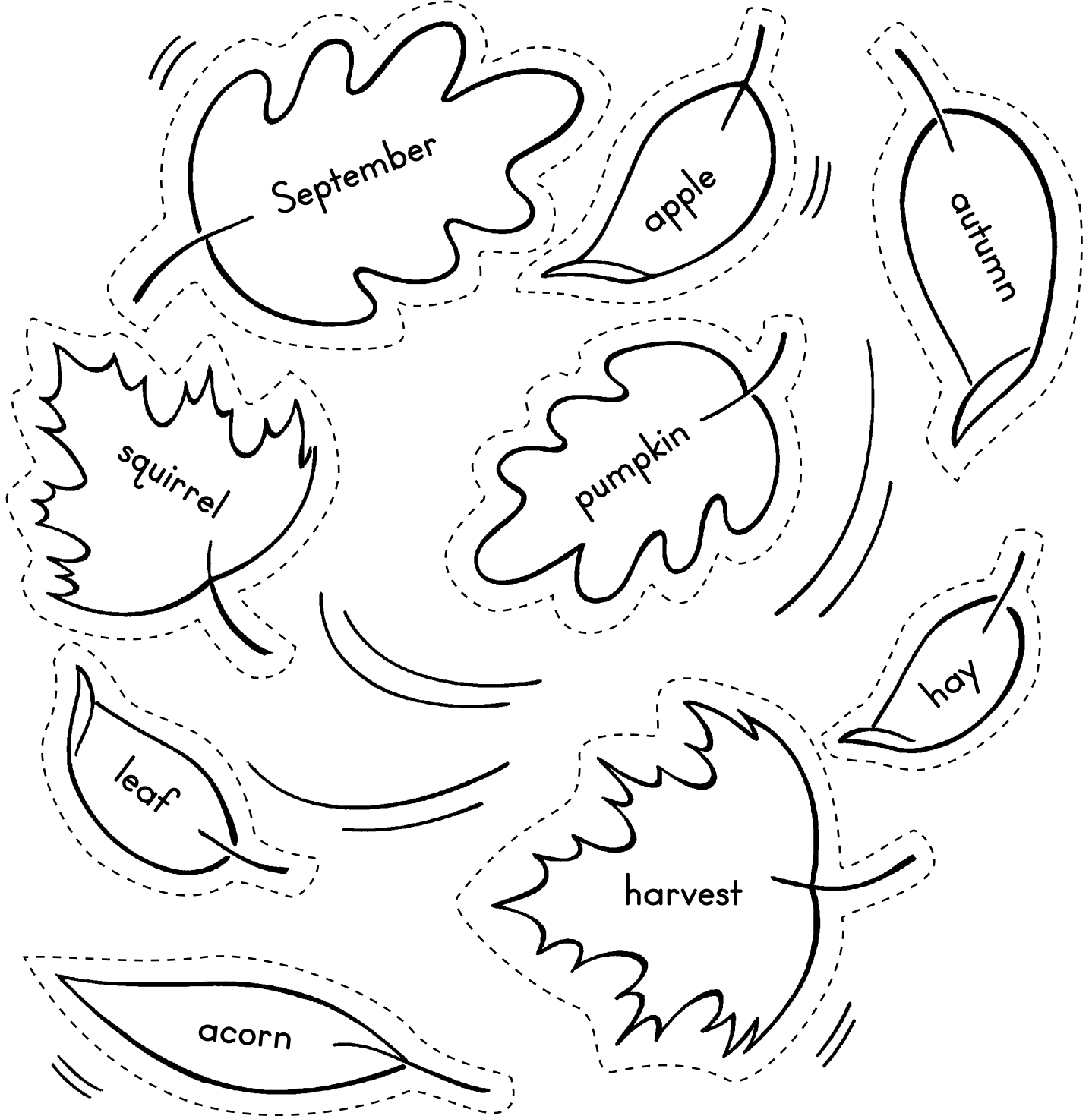
My Summary



Awesome Autumn Worksheets

Name _____ Date _____


Instructions: Color and cut out the autumn leaves below. Then sort them on your desk into alphabetical order.



Awesome Autumn Worksheets

Name _____ Date _____

Instructions: Round the number in each apple to the nearest ten. Write the answer inside the apple.



Awesome Autumn Worksheets

Name _____ Date _____

Instructions: Review a book you've recently read.

9

Title: _____

Author: _____

This book is about _____

The best thing about this book is _____

The worst thing about this book is _____

I would recommend
this book to a friend.

I would not recommend
this book to a friend.

2