





Creepy Crawlies Worksheets

Name _____ Date _____




Instructions: Using the drawing in the box as a guide, have students draw in the missing part in each picture.

Creepy Crawlies Worksheets

Name _____ Date _____

PREK/K • 002




CREEPY CRAWLIES • BEE PAIRS

Instructions: Have students color in each pair of matching bees with a different color.

Creepy Crawlies Worksheets

Name _____ Date _____

PREK/K • 003





CREEPY CRAWLIES • DOT-TO-DOT

Instructions: Have students connect the dots to find out what's eating the leaves.

Creepy Crawlies Worksheets

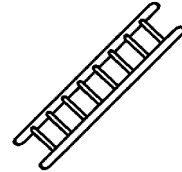
Name _____ Date _____
























,







Instructions: Have students write the beginning letter of each picture on the line below it. Have them use the letters to name a tricky day.

Creepy Crawlies Worksheets

Name _____ Date _____



GRADE ONE • 002


CREEPY CRAWLIES • HIDDEN CREEPY CRAWLIES

Instructions: Have students find seven creepy crawlies in the picture above. (*earthworm, ladybug, spider, butterfly, snail, bumblebee, and dragonfly*)

Creepy Crawlies Worksheets

Name _____

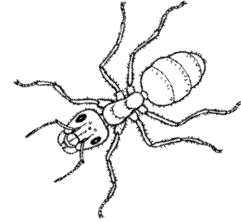
Date _____



an
the
a

ant
snake
spider


creeps
crawls
jumps



GRADE ONE • 003

My Sentence:

My Picture:



CREEPY CRAWLIES • COMPLETE SENTENCES

Instructions: Have students use at least one word from each column to write one complete sentence. Have them use correct punctuation at the start and at the end of their sentence. Then, have them draw a picture to illustrate their sentence.

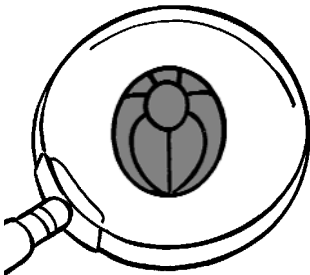
Creepy Crawlies Worksheets

Name _____ Date _____

Directions: Research the life cycle of a butterfly. Use this graphic organizer to record your findings.


Metamorphosis

Egg




Description: _____

Larva = Caterpillar




Description: _____

Pupa = Chrysalis



Description: _____

Adult = Butterfly



Description: _____

Creepy Crawlies Worksheets

Name _____ Date _____

Directions: Use the code to answer the insect jokes below.



A	B	C	D	E	F	G	H	I	J	K	L	M
1	2	3	4	5	6	7	8	9	10	11	12	13
N	O	P	Q	R	S	T	U	V	W	X	Y	Z
14	15	16	17	18	19	20	21	22	23	24	25	26



What is an insect's favorite game?

3 18 9 3 11 5 20



What did one firefly say to the other?

9 8 1 22 5 20 15 7 12 15 23 14 15 23



Why did the insects get kicked out of the park?

20 8 5 25 23 5 18 5 12 9 20 20 5 18 2 21 7 19



What game do ants play with elephants?




19 17 21 1 19 8



Creepy Crawlies Worksheets

Name _____ Date _____

Directions: Draw a line from a word in the first column to a word in the second column to make a compound word. Write each compound word on a line in the last column.



bed

bee

rattle

bug

earth

wig

butter

snake

ear

hive

bumble

fly

bee

worm

lady

hopper

grass

bug

bedbug

Creepy Crawlies Worksheets

Name _____ Date _____

Directions: Choose 24 bug words from the collection below and write them on your Bingo card. Use your completed card to play Bingo.

		FREE		



BEDBUG	MAYFLY	LOCUST	TERMITE	SPIDER	CREEP
BUG	PUPA	CRICKET	INSECT	FLY	WASP
MOTH	TICK	COCOON	POLLEN	FIREFLY	BEE
APHID	ANT	SWARM	ANT	FLEA	BEETLE
LARVA	CRAWL	BEEHIVE	EGG	NECTAR	WEB

Teacher Instructions:

- Create a call sheet using the worksheet. Cut out the word squares and put them into a bowl.
- Hand out 25 pennies, pebbles, or other small, similar objects. Have students use the objects to cover the words you call to complete a predetermined pattern—a line, an X, the entire board, etc.
- Have students use the Bingo cards they created to play the game.
- Select and call out a word from the bowl—one at a time—until someone calls out BINGO!