



In My Garden Worksheets

Name _____

Date _____



PREK/K • 001

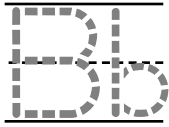

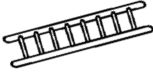

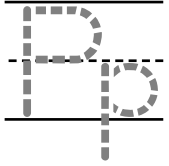



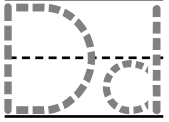



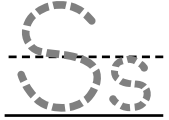



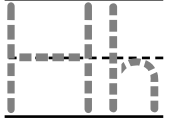





IN MY GARDEN • FOLLOW DIRECTIONS

Instructions: Have students color the flowers red, the sun yellow, the grass green, and the bird blue. Then have them draw themselves in the picture.

In My Garden Worksheets

Name _____ Date _____

Bb		 _____ _____ _____	 _____ _____ _____	 _____ _____ _____
Pp		 _____ _____ _____	 _____ _____ _____	 _____ _____ _____
Dd		 _____ _____ _____	 _____ _____ _____	 _____ _____ _____
Ss		 _____ _____ _____	 _____ _____ _____	 _____ _____ _____
Hh		 _____ _____ _____	 _____ _____ _____	 _____ _____ _____


PREK/K • 002

IN MY GARDEN • INITIAL SOUNDS

Instructions: Have students trace the letters in the second column of boxes. Then have them circle the picture that matches the sound the letters make. For an added challenge, have them write in the beginning sound for each picture.

In My Garden Worksheets

Name _____ Date _____



Instructions: Provide plant catalogs, gardening magazines, markers, crayons, glitter, dried flowers, etc. Have students use their imaginations to fill the empty vase above with flowers.

In My Garden Worksheets

Name _____ Date _____

I like to _____.


GRADE ONE • 001

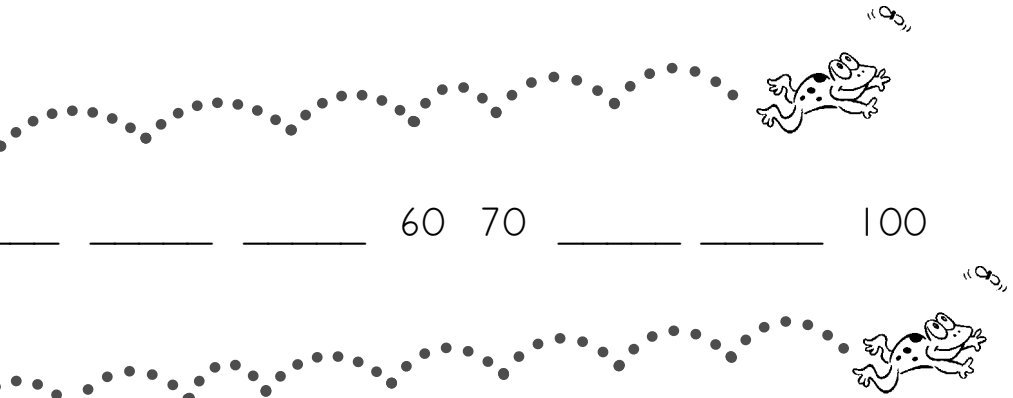
IN MY GARDEN • WHAT I LIKE

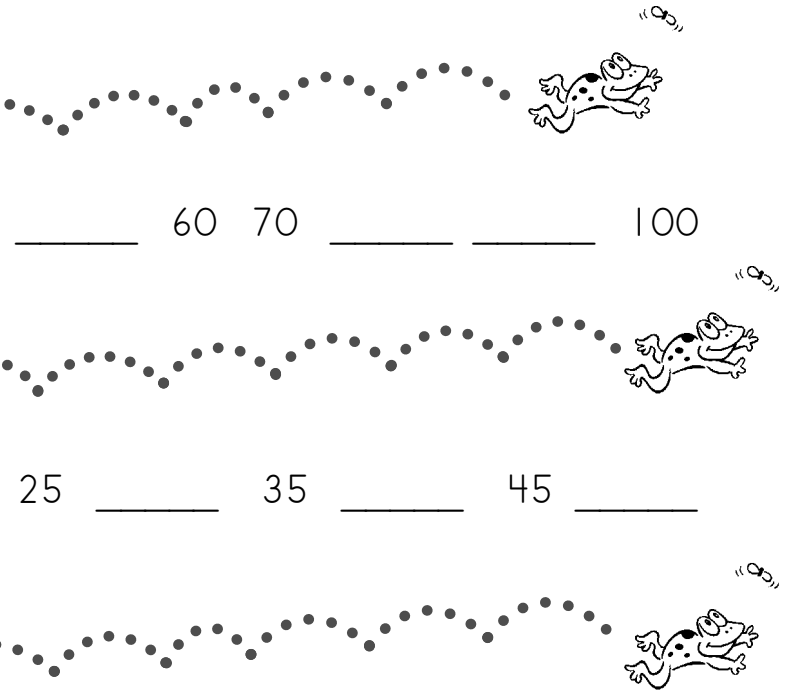
Instructions: Have students complete the sentence above. Then have them illustrate their sentence.

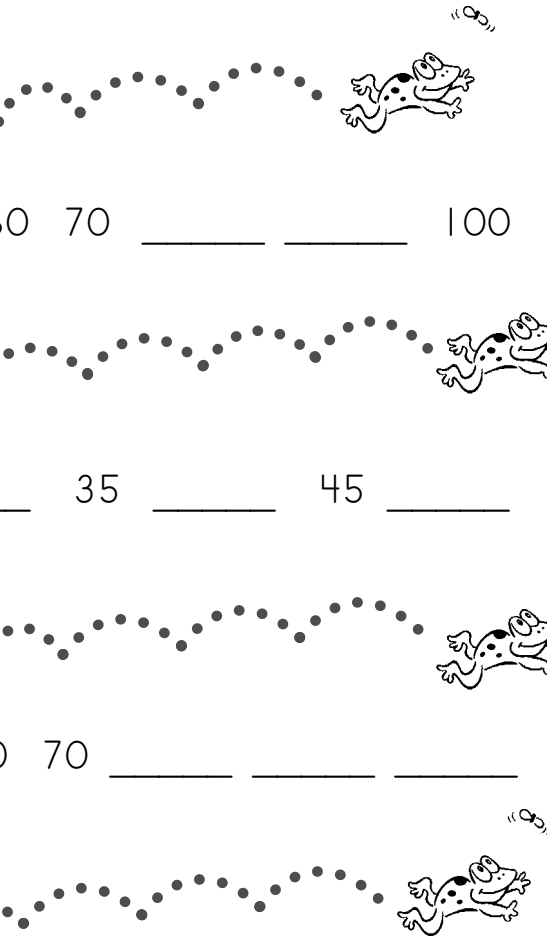
In My Garden Worksheets

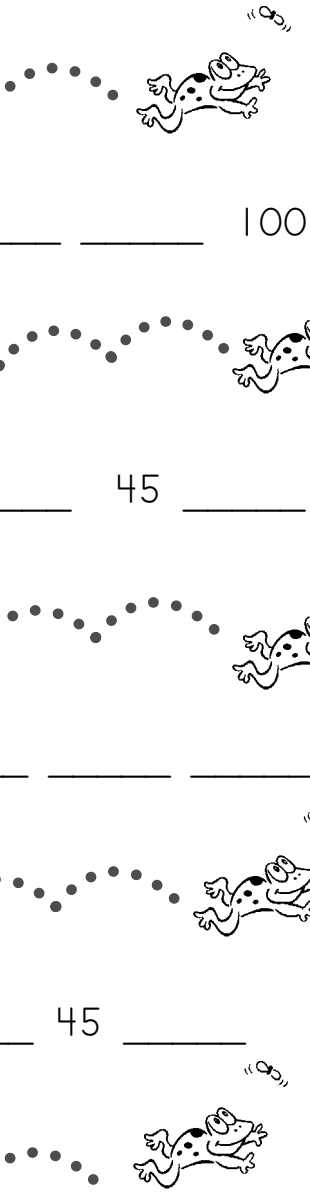
Name _____ Date _____


A.  10 20 _____ 60 70 _____ 100

B. _____ 10 _____ 20 25 _____ 35 _____ 45 _____ 

C. _____ 20 30 _____ 60 70 _____ 

D. 5 10 _____ 25 _____ 45 _____ 

E. 30 _____ 45 50 _____ 70 75 

F. 55 _____ 65 _____ 75 _____ 95 _____ 

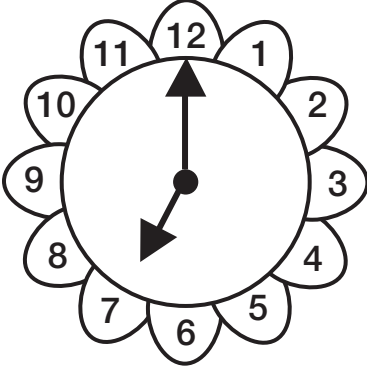
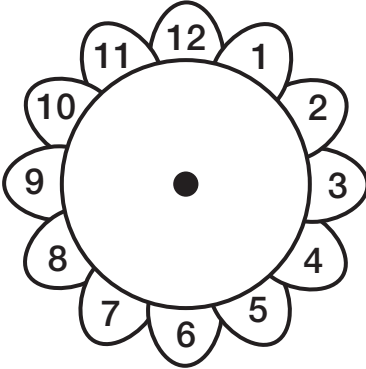
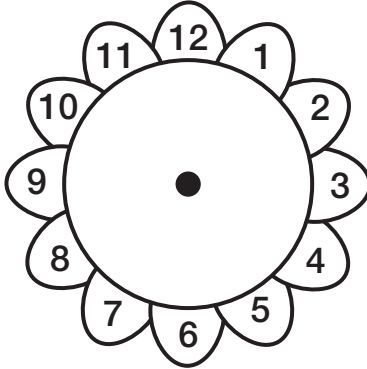
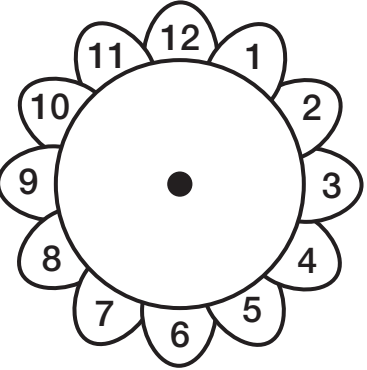
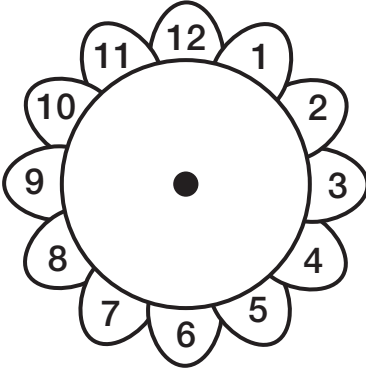
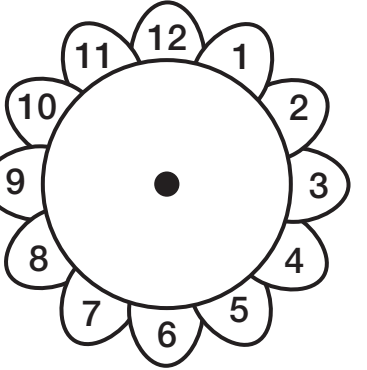
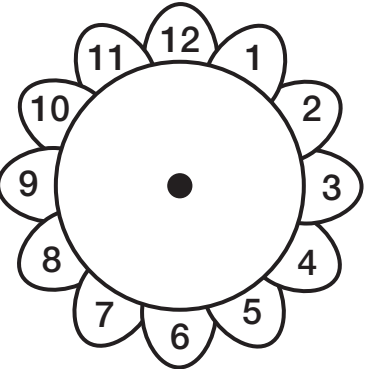
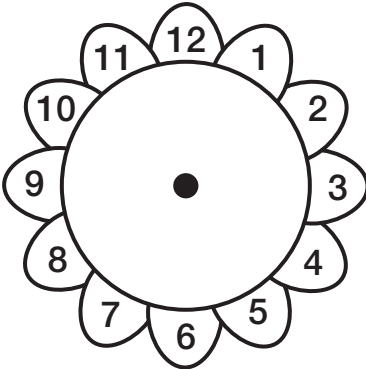
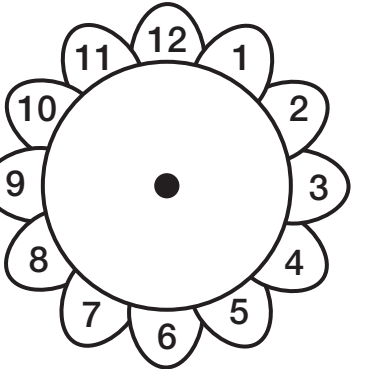
GRADE ONE • 002

IN MY GARDEN • FIVE AND TEN TOAD COUNT

Instructions: Count by fives and tens to write in the missing numbers.

In My Garden Worksheets

Name _____ Date _____

 <p>7:00</p>	 <p>10:00</p>	 <p>12:00</p>
 <p>1:30</p>	 <p>3:00</p>	 <p>4:30</p>
 <p>I wake up at: _____</p>	 <p>I eat lunch at: _____</p>	 <p>I go to bed at: _____</p>


GRADE ONE • 003

IN MY GARDEN • FLOWER TIME

Instructions: Draw in clock hands to show the correct time. In the bold boxes at the bottom, write in the time you wake up, eat lunch, and go to bed. Then, draw in clock hands to show the correct time.

In My Garden Worksheets

Name _____ Date _____



GRADE ONE • 004

IN MY GARDEN • SEQUENCING

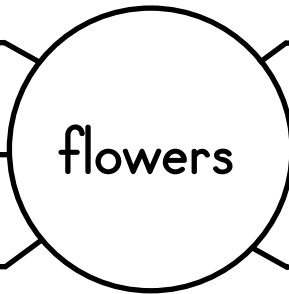
Instructions: Color the steps in the plant life cycle above. Cut out and shuffle the cards. Put the cards back together in the correct order.

In My Garden Worksheets

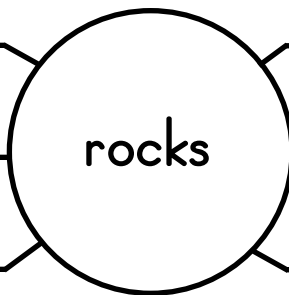
Name _____ Date _____

Directions: Adjectives are words that describe nouns. Write adjectives on the lines to describe the noun in the circle. Use each noun and at least one adjective to write a complete sentence.

GRADE TWO/THREE • 001



My sentence: _____



My sentence: _____

IN MY GARDEN • GARDEN DESCRIPTION

In My Garden Worksheets

Name _____ Date _____

Directions: Provide at least two examples for each figure of speech on the lines provided. Then color and cut out the slips to use as bookmarks.

<p>hyperbole a deliberate exaggeration <i>(I nearly died laughing.)</i></p>	<p>_____</p> <p>_____</p> <p>_____</p>
<p>metaphor compares two unlike things without using the words <i>like</i> or <i>as</i> <i>(He is a pig.)</i></p>	<p>_____</p> <p>_____</p> <p>_____</p>
<p>simile compares two like things using the words <i>like</i> or <i>as</i> <i>(He eats like a pig.)</i></p>	<p>_____</p> <p>_____</p> <p>_____</p>
<p>synonym a word having the same, or almost the same, meaning as another word <i>(hot/blazing)</i></p>	<p>antonym a word having the opposite meaning of another word <i>(hot/cold)</i></p>

In My Garden Worksheets

Name _____ Date _____

Directions: Plant seeds from three different plants, such as lima beans, sunflowers, and marigolds in separate flower pots. Use the graphic organizer below to observe each seed's progress. Make sure your seeds get plenty of sunshine and water.

Date planted:	Date planted:	Date planted:
Date sprouted:	Date sprouted:	Date sprouted:
Additional observations:	Additional observations:	Additional observations:
TYPE OF SEED _____	TYPE OF SEED _____	TYPE OF SEED _____

Which of the seeds sprouted first? _____

How many days did it take to sprout? _____

Which seed was the first to develop leaves? _____