





Marvelous March Worksheets

Name _____


Date _____



Instructions: Have students draw a line that matches the healthy food on the left to its shape on the right.

Marvelous March Worksheets

Name _____ Date _____




PREK/K • 002

MARVELOUS MARCH • LEPRECHAUN MAZE

Instructions: Have students help the leprechaun find the pot of gold at the end of the rainbow.

Marvelous March Worksheets

Name _____ Date _____





PREK/K • 003

MARVELOUS MARCH • CROWN JEWEL SHAPES

Instructions: Have students find and color all of the circles red, the ovals purple, the squares yellow, and the triangles blue. There are eight circles, three ovals, four squares, and seven triangles.

Marvelous March Worksheets

Name _____ Date _____

	March <hr/> <hr/> <hr/> <hr/> <hr/>	my <hr/> <hr/> <hr/> <hr/> <hr/>
more <hr/> <hr/> <hr/> <hr/> <hr/>	many <hr/> <hr/> <hr/> <hr/> <hr/>	must <hr/> <hr/> <hr/> <hr/> <hr/>
make <hr/> <hr/> <hr/> <hr/> <hr/>	me <hr/> <hr/> <hr/> <hr/> <hr/>	


Rules:

- Choose a partner.
- Put your cards together and mix them up.
- Place the cards face down on a flat surface.
- Flip the cards over, two at a time, to try and match the words and pictures.
- If you uncover a match, keep the cards. If not, put the cards back, face down.
- Play until all the cards have been picked up and matched.
- The winner is the person who has the most pairs of cards at the end of the game.

Instructions: Have students copy each word in the space provided. Then have them each cut out the cards to play a matching game with a partner.

Marvelous March Worksheets


Name _____ Date _____




carrots




broccoli




peas




cheese



grapes



bread




noodles




ice cream




apple




chicken



meats



fish



bananas



milk



rice


Instructions: Have students cut out the pictures above and sort them into groups (vegetables, fruits, dairy, meats, grains, foods I like, foods I don't like, etc.).

Marvelous March Worksheets

Name _____ Date _____

Directions: Color the healthy foods to help Mouse decide what to eat as part of a healthy breakfast. Cross out the unhealthy foods.

GRADE ONE • 003



MARVELOUS MARCH • WHAT'S FOR BREAKFAST?

Marvelous March Worksheets

Name _____ Date _____

Directions: Count the gold coins in each bag. Write the correct number and word on each line. Circle the bag that has the most gold and cross out the bag that has the least gold.

GRADE ONE • 004



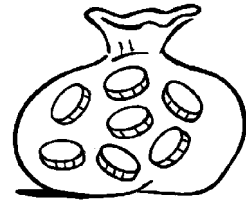
Number

5

Word

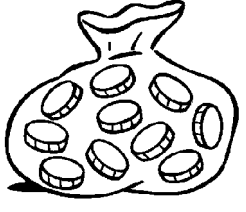
five












MARVELOUS MARCH • COUNTING TREASURE

Marvelous March Worksheets

Name _____ Date _____

What lucky charm did the leprechaun find in the grass?

Directions: Cross out the letters that appear in the chart four times to answer the question above.



Marvelous March Worksheets

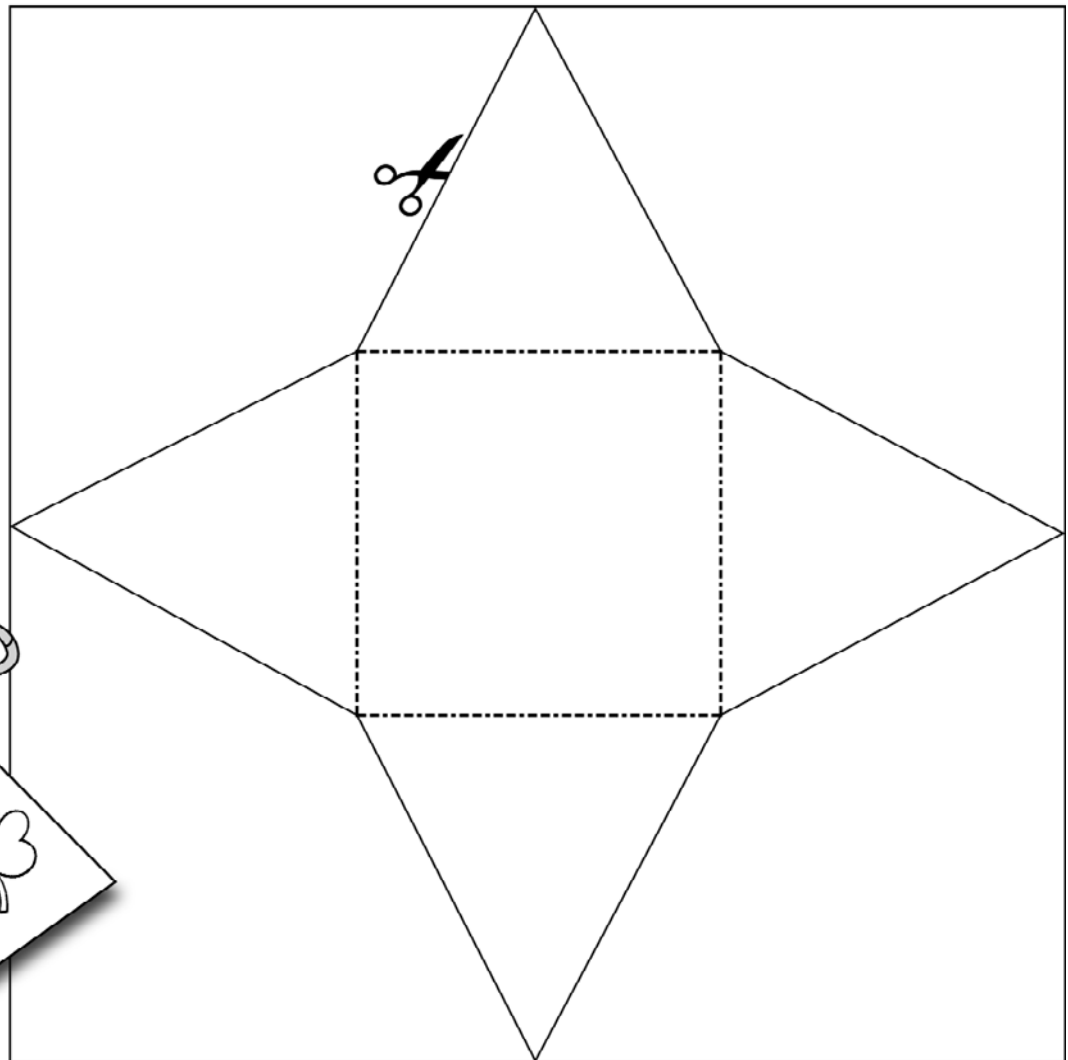
Name _____ Date _____

Directions: Write a poem, similar to the traditional Irish blessing below. Cut out the pattern as shown. Decorate each triangle. Then fold the triangles upward along the dotted lines to form a box. Punch holes near the top of each triangle point. String a piece of ribbon through the holes to close the box. (Enclose a treat if you like, and give your box to someone special.)

*May the road rise up to meet you,
May the wind be ever at your back,
May the sun shine warm upon your face.*

Materials:

- scissors
- markers
- green ribbon or yarn
- hole puncher




Marvelous March Worksheets

Name _____ Date _____

Directions: How many new words can you make from the word Leprechaun? See if you can make at least 25.

See how many points you can earn. Score the words.

- three-letter word = 2 points
- four-letter word = 6 points
- five-letter word = 8 points



LEPRECHAUN

_____	_____	_____	_____
_____	_____	_____	_____
_____	_____	_____	_____
_____	_____	_____	_____
_____	_____	_____	_____
_____	_____	_____	_____
_____	_____	_____	_____
_____	_____	_____	_____
_____	_____	_____	_____

Total Points: _____

