

The Slave Trade

Started: 1440s

Ended: 1860s





Slaves were sold at markets and even **walk-in stores**.

Slave traders even **stole** from
each other!



So...

Things **didn't** work out as
smoothly as expected.


What mostly motivated the traders was the **Profits**



The price of a male slave thru
the years

\$125

\$381

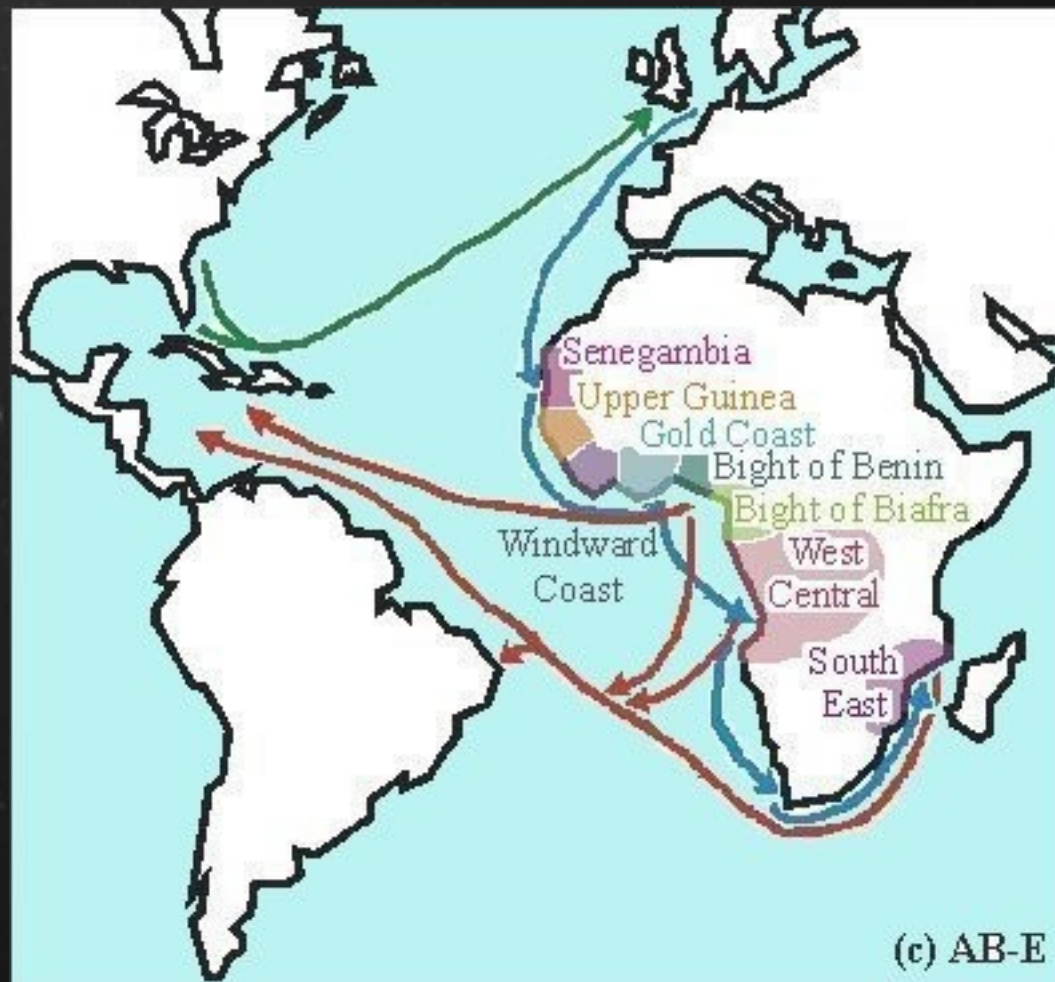


And there was
propaganda




The Transatlantic slave trade

Started: 16 century



The biggest slave trade in
History.


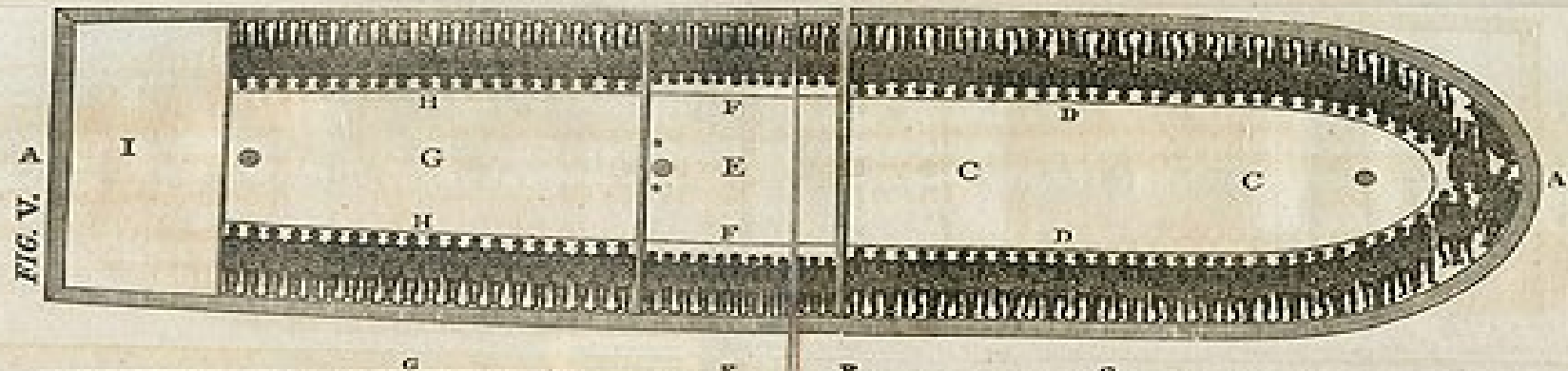
One of the Trans Atlantic Slave ships.



Merseyside Maritime Museum
A Liverpool Slave Ship, about 1780
William Jackson (active about 1770-1803)

NATIONAL MUSEUMS LIVERPOOL

Each held **thousands** of slaves
and they were kept in **small**
spaces.



For **months** at a time...

September

June

January

February

November

December

May

July

October

March

April

August

- **This is the Number of Slaves Transported by Each European Country**

Country Voyages and Slaves Transported

Portugal (including Brazil)

30,000 Voyages, 4,650,000 slaves transported

Spain (including Cuba)

4,000 Voyages, 1,600,000 slaves transported

France (including West Indies)

4,200 Voyages, 1,250,000 slaves transported

Holland

2,000 Voyages, 500,000 slaves transported

Britain

12,000 Voyages, 2,600,000 slaves transported

British North America, U.S.

1,500 Voyages, 300,000 slaves transported

Denmark

250 Voyages, 50,000 slaves transported

Other

250 Voyages, 50,000 slaves transported

Total

54,200 Voyages, 11,000,000 slaves transported

To stay somewhat "healthy"
slaves were **forced** to dance.



It finally ended in the 1900s

All of it left a big Impact



On the **WORLD**



A high-angle, wide shot of a massive crowd of people, densely packed and filling the entire frame. Many individuals are wearing head coverings, such as headscarves or hats, in various colors like red, blue, green, and white. The text "The population shifted because of all of the enslaved..." is superimposed in the center of the image in a light gray, serif font.

The population shifted because
of all of the enslaved...

Just in Senegambia, 1/3rd of
their population was enslaved

And thats just one place

Slavery was a big load of
CRAP!!!



B

the end.

Sources:

Search Engine: Google

-sonofthesouth.net

-ntlworld.com

-web.googleusercontent.com

-Africa and its History (book)

-cghs.dadeschools.net

-slaverysite.com

-Atlantic slave trade Wiki

-Slavery Wiki