

MMMMM!

Teacher's Notes

Aims

Expressing likes and dislikes.

Materials

Game Worksheet.

Duration

25 minutes

Language focus

Do you like...? oranges, apples, cheese, chocolate, milk, fish, coffee, bananas, lemons, ice-cream, bread, cake, carrots, spaghetti, tomatoes, ham, burgers, grapes, Coke, eggs, pizza, water, salad, chips. Yes I do. No, I don't.

Aim of the game

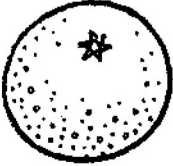
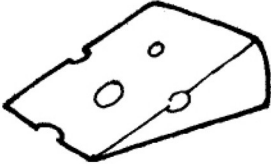



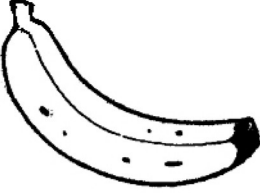
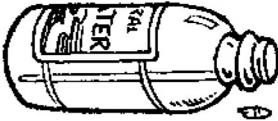
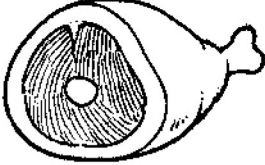
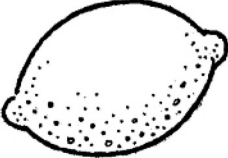
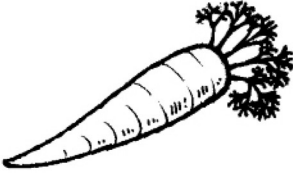














To be the first to find out which item of food or drink the other player likes.

Introduction

Write the following words on the board: *oranges, apples, pizza, salad, ham, Coke, fish* and *eggs*. Tell the class that you like a certain number of these and they have to find out which ones they are by asking questions, *Do you like oranges? Do you like pizza?* etc.

Playing the game

- 1 Give each pupil a copy of the Worksheet.
- 2 Ask each pupil to mark an X or a tick ✓ in each box according to whether or not they like the food or drink in the picture. An X indicates that they do not like the item of food and a tick ✓ indicates that they do. The children should not show their sheets to anyone else in the class.
- 3 Each child carefully counts up how many ticks ✓ they have. Once they have done this they form pairs and tell their partner how many things they like. (Note: if you have any children who say they like everything on the sheet, encourage them to pretend they don't like some of the items, otherwise their partner will not have a very challenging task.) Each child now takes it in turn to ask his or her partner about the different food or drink items eg *Do you like ...?* The first child to guess all the things that their opponent likes is the winner.

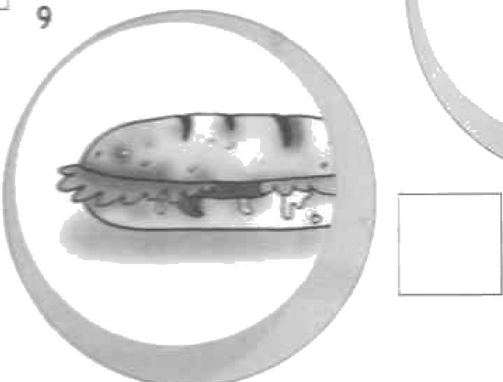


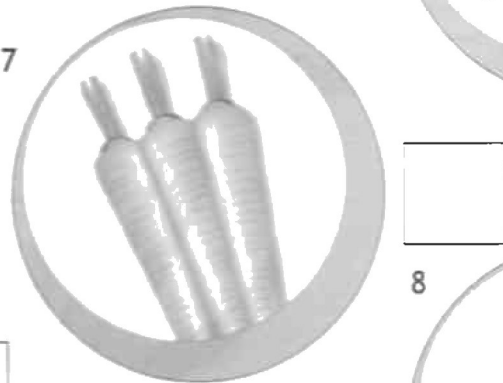

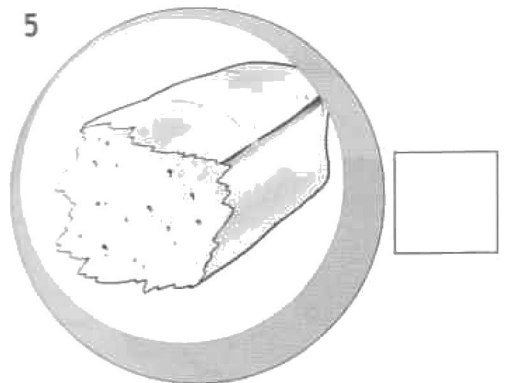
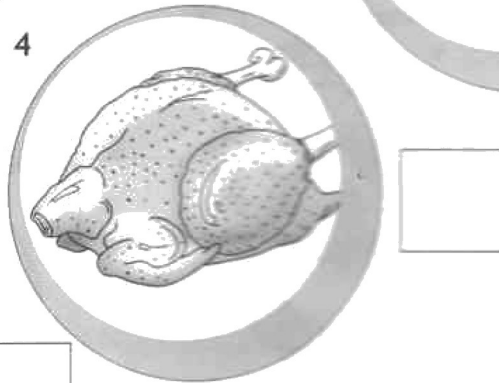


Student A

What does Student B like? What doesn't he/she like? Ask and answer questions. Complete the chart like this:

likes 😊

doesn't like ☹️

doesn't mind 😐



► You: Do you like oranges?
 Student B: No, I don't like oranges.

Student B


What does Student A like? What doesn't he/she like? Ask and answer questions. Complete the chart like this:

likes 😊

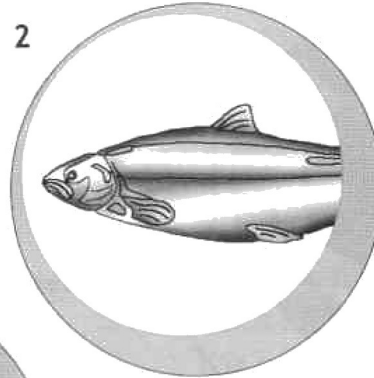
doesn't like ☹️

doesn't mind 😐

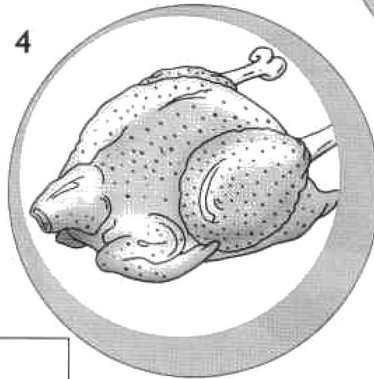
1



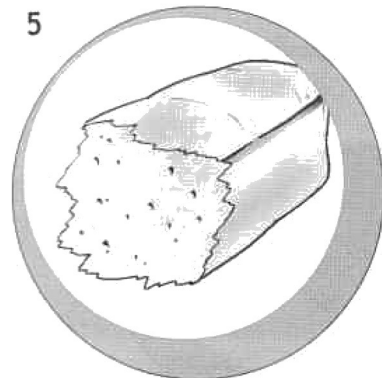
2





4



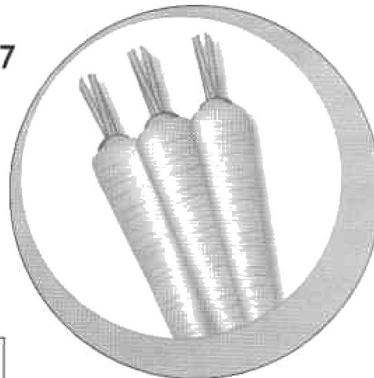
5



3




7



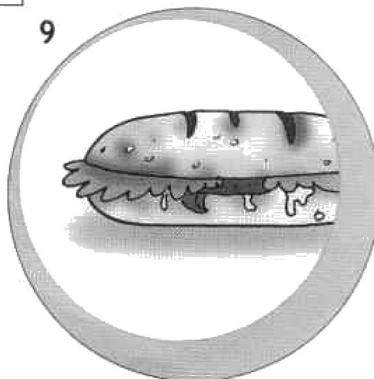
6



8



9



► Student A: Do you like oranges?
You: No, I don't like oranges.